



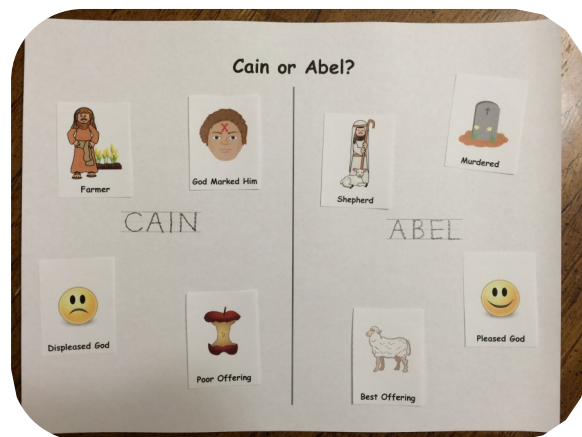
Cain or Abel?

SUPPLIES NEEDED

For each child you will need the following:

1.5 Sheets of Regular Printer Paper (8.5" x 11")

Scissors & Glue



DIRECTIONS

- Print pages 2-3 for each child (there are two sets of pictures on page 3).
- To save time in class, cut out the pictures on page 3 and put each set in a snack-sized Ziploc bag for each child.
- Have the students trace the names of Cain and Abel on their "Cain or Abel?" pages.
- Give each child a set of pictures in a Ziploc bag, have them pull out the pictures and glue the pictures on the side of the correct brother.

OLD & NEW WORSHIP POSTERBOARD (SEPARATE FILE)

- Have children decide which type of worship was in the Old Testament and which was in the New Testament.
- Also included are types of worship that make God sad, like Cain's offering. Children put these cards in the library pocket labeled "Makes God Sad"


Cain or Abel?

CAIN

ABEL



Shepherd




Best Offering



Pleased God



Shepherd



Best Offering



Pleased God



Murdered



Farmer




Poor Offering



Murdered



Farmer



Poor Offering



Displeased God



God Marked Him



Displeased God



God Marked Him