



"Let my TEACHING fall like RAIN...like SHOWERS on YOUNG PLANTS." (Deuteronomy 32:2)

Eli and Samuel Timeline

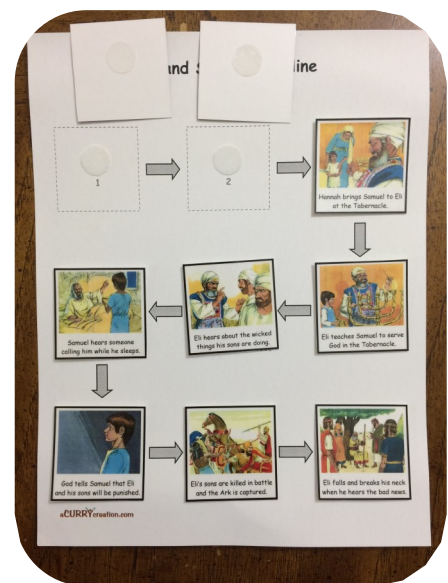
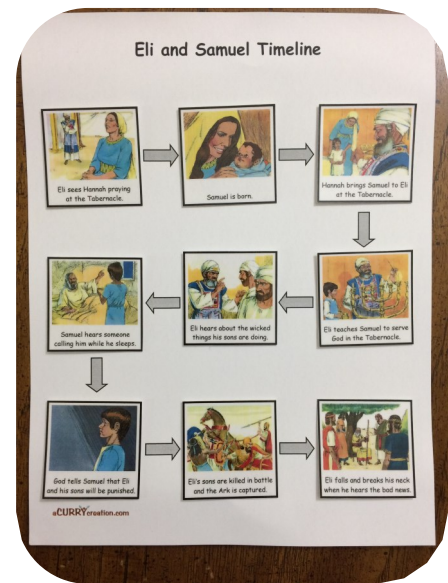
SUPPLIES NEEDED

For each child you will need the following:

- 2 Sheets of Cardstock (8.5" x 11")
<http://amzn.com/B006P1EQIA>
- 9 Clear Velcro dots
<http://amzn.com/B001ASD850>
- 2 3 mil Laminating Film
<http://amazon.com/dp/B009SOVRYM>

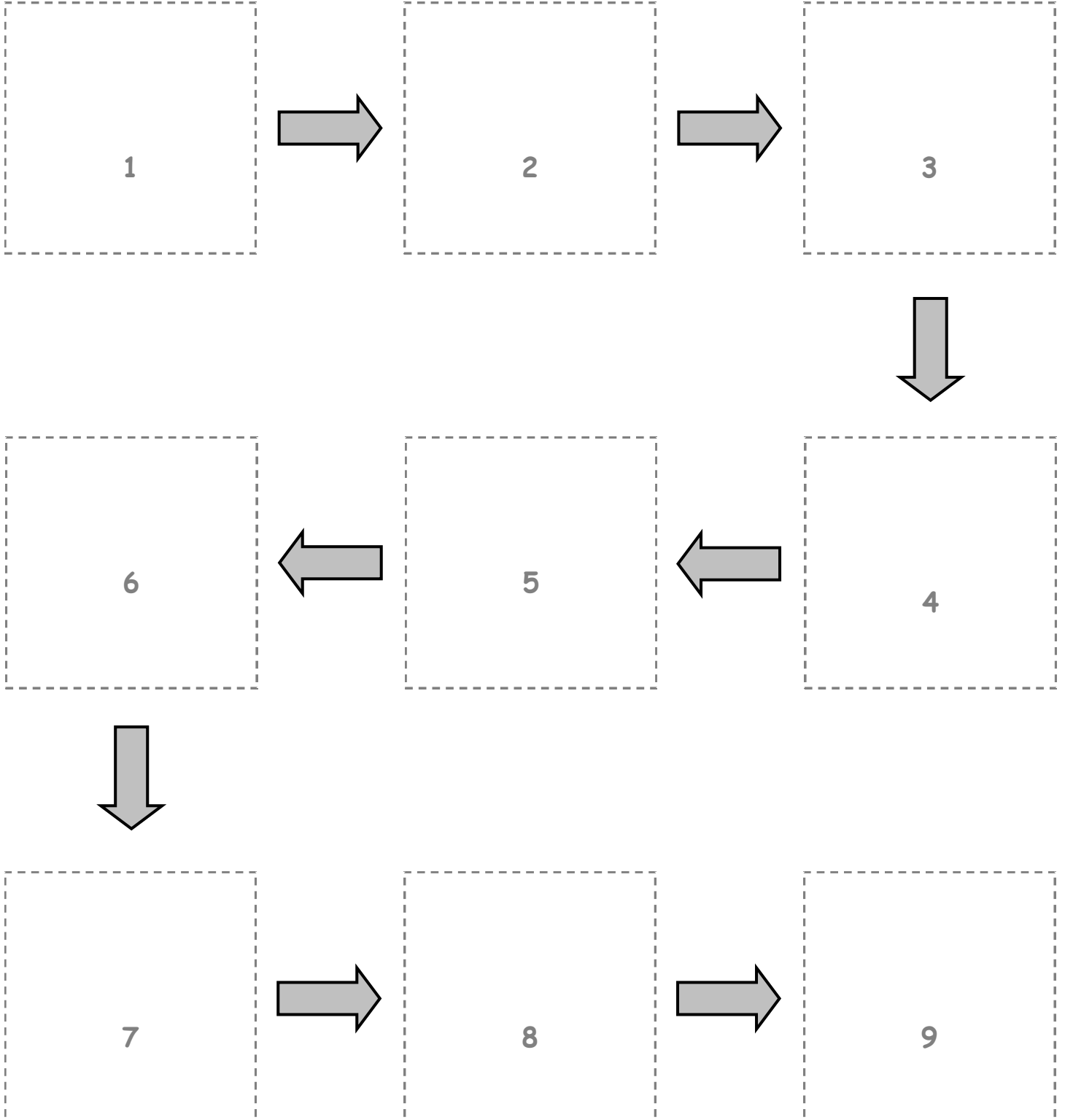
DIRECTIONS

- Print pages 2-3 one-sided on cardstock. Laminate both pages and then cut out the pictures on page 3.
- Use clear Velcro dots to attach the pictures in the correct order.
- Put one set of pictures in a Ziploc bag for each child. During class, give each child a page 2 and a bag of pictures. Ask them what happened first in the story, second, third and so forth.
- If you don't wish to laminate and Velcro, you can just have the children glue the pictures on in the right order.



Eli and Samuel Timeline

1 Samuel 1-4





Eli sees Hannah praying at the Tabernacle.



Samuel is born.




Hannah brings Samuel to Eli at the Tabernacle.



Eli teaches Samuel to serve God in the Tabernacle.



Eli hears about the wicked things his sons are doing.




Samuel hears someone calling him while he sleeps.



God tells Samuel that Eli and his sons will be punished.



Eli's sons are killed in battle and the Ark is captured.



Eli falls and breaks his neck when he hears the bad news.